



State of Palestine  
Ministry of Education  
& Higher Education

**NEW**  
EDITION

# English for Palestine

PUPIL'S BOOK **2A**

#### **Authorship & Curriculum Supervisory Committee**

Mr Ali Manassra (General Supervision)	Ministry of Education
Mr Othman Diab Amer (Coordinator)	Ministry of Education
Mrs Reem Ayoush	Ministry of Education
Dr Samir M Rammal	Birzeit University
Dr Hazem Y Najjar	Bethlehem University
Ms Fatimah Easa Qassem	Ministry of Education
Mr Omar Abdullah Sabbah	Ministry of Education
Mr Imad Abdullah Jbour	Ministry of Education
Mr Hassan Kharableyeh	Ministry of Education
Ms Rula Naji Khalil	Ministry of Education
Ms Sana Abed Wazwaz	Ministry of Education
Ms Tharwat Shukri	Ministry of Education
Mr Mohammad Nassar	Ministry of Education

**Authorship Supervisory Committee (original edition)**

Dr Hazem Y Najjar (Head)	Bethlehem University
Dr Salem Aweiss	Birzeit University
Dr Omar Abu Al-Hummos	Al-Quds University
Mr Othman Diab Amer (Rapporteur)	Ministry of Education

**English Language Curriculum Team (original edition)**

Dr Hazem Y Najjar	Bethlehem University
Dr Salem Aweiss	Birzeit University
Dr Omar Abu Al-Hummos	Al-Quds University
Dr Odeh J Odeh	Al-Najah University
Dr Samir M Rammal	Hebron University
Dr Nazmi Al-Masri	Gaza Islamic University
Ms I'tidal Abu Hamdiyah	Ministry of Education
Ms Majedah Dajani	Ministry of Education
Mr Imad Jabir	Hebron University
Mr Suhail Murtaja	Ministry of Education
Mr Othman Diab Amer (Rapporteur)	Ministry of Education


# Contents

Unit and contexts	Language	page
<b>1 Hi, I'm ...</b> – Saying your name and age – Finding out about other people	<i>What's your name? <b>My name's/I'm</b> Salwa.            How old are you? <b>I'm</b> eight (too).            How old is he/she? <b>He's/She's</b> seven.            Who's that boy/girl? <b>That's</b> Sami/Tala.</i> <b>Review:</b> numbers 1–10	<b>4</b>
<b>2 In the kitchen</b> – Talking about food likes – Using numbers	<i>kunafeh, rice, meat, fish, chicken, salad, ice cream, chocolate            11, 12, 13            What does he/she like? <b>He/She likes</b> meat and rice.</i> <b>Review:</b> numbers 1–10, other food vocabulary	<b>10</b>
<b>3 In the garden</b> – Talking about things in the garden – Using numbers	<i>bee, butterfly, bird, flower, tree            14, 15, 16  <b>A bird has</b> two legs. <b>It has</b> two legs.</i> <b>Review:</b> numbers 1–10, three birds	<b>16</b>
<b>4 My body</b> – Talking about parts of the body – Using numbers	<i>ear, eye, hair, shoulder            17, 18, 19, 20  <b>I/You/We have</b> hair.  <b>He/She has</b> a nose.            Open/Close your mouth.            Touch your hair.</i> <b>Review:</b> numbers 1–10, other parts of the body	<b>22</b>
<b>5 Revision</b>	Revision of the language in Units 1–4	<b>28</b>
<b>6 Jump!</b> – Giving and following instructions	<i>jump, hop, clap, open, close, come here, go there, be quiet  <b>Don't</b> sit down.</i> <b>Review:</b> stand up, sit down, other parts of the body	<b>34</b>
<b>7 My home</b> – Talking about things in your living room – Saying where things are	<i>telephone, sofa, computer, rug, TV            The bus is <b>on/in/under</b> the box.</i> <b>Review:</b> numbers 1–10, items in a house	<b>40</b>
<b>8 My town</b> – Talking about your town – Saying where places are	<i>mosque, church, shop, school, park, playground, house            The house is <b>next to</b> the mosque.            The park is <b>between</b> the church <b>and</b> the school.  <b>at</b> the playground/<b>at</b> my house</i>	<b>46</b>
<b>9 Revision</b>	Revision of the language in Units 6–8	<b>52</b>
<b>Picture dictionary</b>		<b>58</b>
<b>The alphabet</b>		<b>62</b>

1 Listen and find.  



2 Listen and say.  



3 Listen and say.  

1 2 3 4 5 6 7 8 9 10

4

 A C

1

Write.



a w m l

1



My name's Amir.

2



I'm Taa.

3



I'm Sala.

4



My name's Smi.

2

Trace and copy.



1 2 3 4 5 6 7 8 9 10

| \_\_\_\_\_

3

Complete.



\_\_\_ 9 \_\_\_ 7 6 \_\_\_ 3 \_\_\_ 1

1

Listen and find.  

2

Listen and say.  

How old is Adam?

He's 8.



3


Listen and say.  

How old is Haifa?

She's 7.


**1** Circle and write. 

boy girl



1


I'm 6 .



2


I'm a .

boy girl



3

He's a .



4

She's a .


**2** Circle. 

- 1 a a A a
- 2 C c c c
- 3 A A A C
- 4 c a c c

- 5 C C A C
- 6 A a A A
- 7 c a a a
- 8 C C C c

1 Listen and find.  

2 Listen and say.  



3 Say. 

Who's that boy / girl?

That's ...



1



8

How old is he / she?

He's / She's ...



7





5



1

Draw and write. Circle. 

girl boy



This is me.

My name's \_\_\_\_\_.

I'm a \_\_\_\_\_.

I'm \_\_\_\_\_.

This is my friend.

His / Her name's \_\_\_\_\_.

He's / She's a \_\_\_\_\_.

He's / She's \_\_\_\_\_.

2

Trace and write. 

a A a A

c C c C

A C A A

3

Play. 

In Unit 1 children learned: to say their name and age  to ask other people their name and age   
to ask who people are

1 Listen and find.  



2 Listen and say.  



3 Listen and say.  

11 12 13

4 Count and write. 



1

Trace and say.



1 2 3 4 5 6 7 8 9 10 11 12 13

2

Read and match.



1 I like chicken.

2 I like kunafeh.

3 I like meat.

4 I like salad.

5 I like fish.

6 I like rice.



3

Match.



1 a E  
c O  
e A  
o C

2 A c  
C o  
E a  
O e

**1** Listen and say.  

What does Zaid like?



He likes chocolate.

What does Jamila like?



She likes ice cream.

**2** Listen and say.  



Sami



Jamila



Zaid



Tala

**3** Say. 

What does ... like?

He / She likes ...

**1** Write. Say.  

He / She likes ...





nuts ice cream melon chocolate kunafeh

1 	2 	3 	4 	5 
				
<u>nuts</u>	_____	_____	_____	_____

**2** Write. 


rice oranges ice cream dates  
olives apples chicken kunafeh

1 	2 
	
<u>He likes olives and</u> _____	_____

3 	4 
	
_____	_____

**3** Sing. 

1 Listen and say.  



2 Listen and say.  

What does Sami like?

He likes ice cream and chocolate.


3 Say. 



She likes chicken and salad.

I like ... and ...

**1** Count and write. 



nuts       dates       olives

**2** Trace and write. 

e E e E  
o O o O  
E O E O

**3** Play. 

In Unit 2 children learned: to talk about food  to say what foods they and other people like   
to use the numbers 11, 12, 13

1 Listen and find.  

2 Listen and say.  



3 Listen and say.  

11      12      13      14      15      16

4 Count and write. 

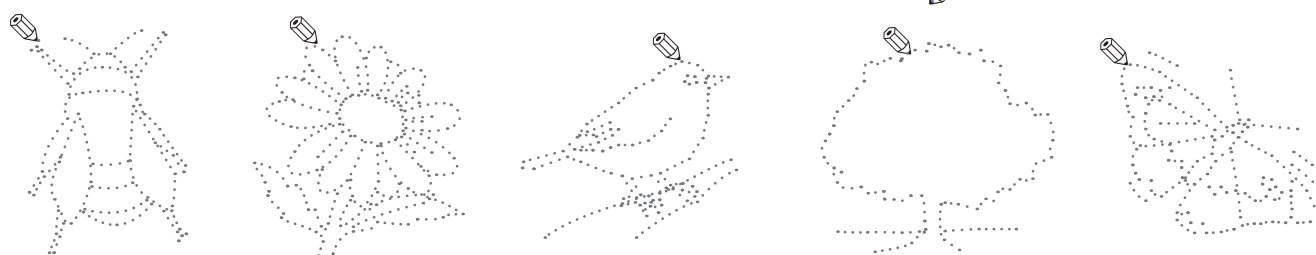




**1** Trace and say.  

1 2 3 4 5 6 7 8 9 10  
11 12 13 14 15 16

**2** Trace and match. Say.  



**3** Listen and circle. 

a 15 14 5

b 6 16 7

c 14 16 15


d 2 12 10

1 Listen and count. 

2 Listen and say.  



1



3



2

3 Write. Say.  

b f b t b



1

b ee



2

\_\_\_ree



3

\_\_\_utterfly



4


\_\_\_ird



5

1

Write.



1 lion

2 bird

3 bee

2

Trace and write. Say.



- 1 A lion has \_\_\_\_ legs.
- 2 A bird has \_\_\_\_ legs.
- 3 A bee has \_\_\_\_ legs.

3

Circle.




- 1 d D d d
- 2 g g g G
- 3 Q q q q
- 4 o o O o

- 5 Q Q Q O
- 6 D A D D
- 7 O O C O
- 8 E E G E

1

Listen and write.



2

Listen and clap.



3


Listen and chant.



I like **bees**.  
What do you like?

1

Count and write. Say.



2

Trace and write.



d D d D

g G g G

q Q q Q

3

Play.



In Unit 3 children learned: to talk about things in the garden   
to use the numbers 14, 15, 16

1 Listen and touch. 

Touch your ...




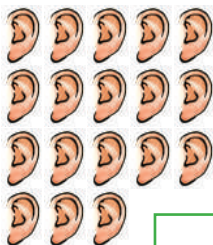
2 Listen and say.  


3 Listen and say.  

11 12 13 14 15 16 17 18 19 20

4 Count and write. 





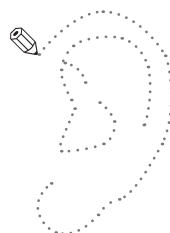

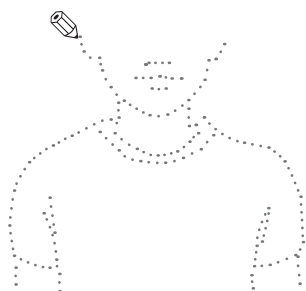
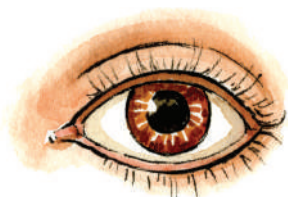




**1** Trace and say.  

1 2 3 4 5 6 7 8 9 10  
11 12 13 14 15 16 17 18 19 20

**2** Trace and match. Say.  



ear

hair

eye


shoulders

1 Listen and do. 

Open your eyes.

Close your eyes.

2 Listen and say.  



3 Match. 

a c d e g i l o q t

A C D E G I L O Q T

C E A I L D T G O Q

d g c a q o e i t l

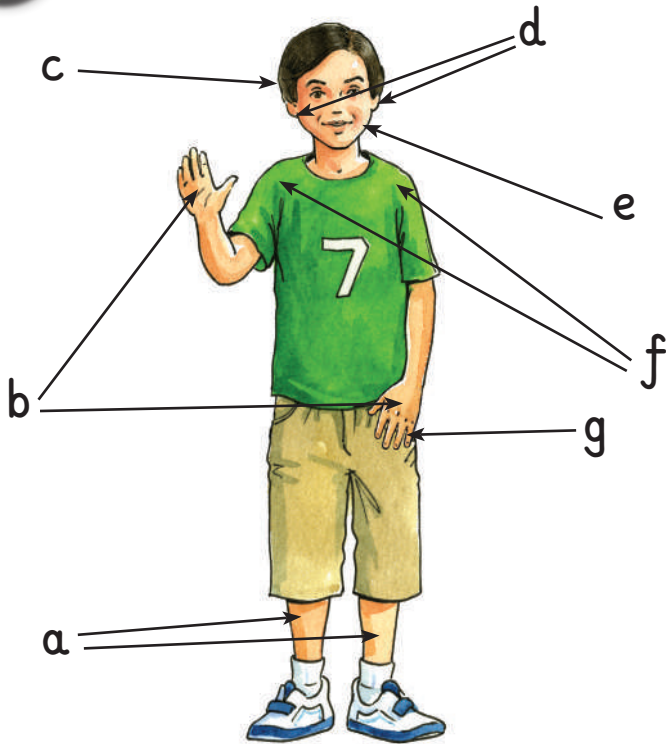
4 Say. 

You have a nose.



1

Read and write. Say.



I have ...

You have ...

2 ears

1 head

2 shoulders

1 face

2 legs

2 hands

5 fingers

2

Trace and write.



i I i I

l L l L

t T t T

3

Sing.



1 Listen and clap. 

2 Listen and chant.  



3 Say. 

4 Listen and say.  



5 Say. 

**1** Count and write. 



10



**2** Read and circle.  



She has 2 ears / mouths. He has 2 noses / eyes. He has hair / 1 shoulder.



He / She has 1 head.



He / She has 1 face.



He / We have hair.

**3** Play. 

In Unit 4 children learned: to talk about parts of the body using *have*   
to use the numbers 17, 18, 19, 20

1 Listen and write.  

2 Listen and say.  












3 Say. 

How many trees?



14



12



17



19



11

4

Complete and say.



1 2 \_ 4 \_ 6 \_ 8 \_ 10 \_ \_ 13 14 \_ 16 \_ 18 \_ 20  
 1 \_ 3 \_ \_ \_ 7 \_ 9 \_ \_ 12 \_ \_ 15 \_ \_ 18 \_ \_  
 \_ 2 \_ 4 \_ 6 \_ \_ \_ 10 \_ 12 \_ 14 \_ 16 \_ \_ 19 20

5

Circle.



1	B	b	b	b	5	B	D	B	B
2	h	h	H	h	6	P	P	P	O
3	p	P	p	p	7	L	L	I	L
4	d	d	d	D	8	H	H	A	H

6

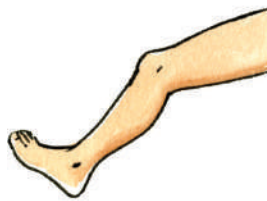
Write. Say.



f n sh h m l



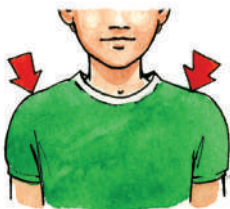
hair



\_\_eg



\_\_inger



\_\_oulders



\_\_ose



\_\_outh

1

Listen and find.



2

Listen and write.



3

Look. Count and write.



kunafeh

boys

bees

flowers

4

Trace and copy.



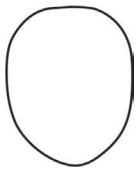
What's your name?

I'm Tala.



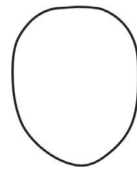
5

Draw and trace. Copy.



How old are you?

I'm 7.



6

Trace and write.


















b B b B

h H h H

p P p P

**1 Listen and write.**  

**2 Listen and say.**  

1 	6 	11 
2 	7 	12 
3 	8 	13 
4 	9 	14 
5 	10 	15 



2

Sami



Tala



Zahra



Hashim

**3 Say.** 

What does Sami like?

He likes ...

She likes ...

What do you like?

I like ...



4

Write and match.

j ch c f w r t a o



a



b



c



d

1 f\_ish

2 \_ \_ea

3 \_ \_ater

4 \_ \_range

5 \_ \_ice

6 \_ \_pple \_ \_uice

7 \_ \_offee

8 \_ \_eese



e



f



g



h

5

Write.

chocolate chicken ice cream  
salad olives dates He She



1



She likes chicken and \_\_\_\_\_.



2



\_\_\_\_\_



3



\_\_\_\_\_

1 Listen and say.  

2 Listen and do. 



3 Say and do. 


Ali says ...

# 1 Read and write.



- 1 Open your hands.
- 2 Sit down.
- 3 Jump.
- 4 Hop.
- 5 Close your hands.
- 6 Clap.
- 7 Stand up.

e



# 2 Find and circle.




M M N R N R M N M  
 N R N R M R N M R  
 R R M N N R R M R

# 3 Say and do.



1 Listen and find.  

2 Listen and say.  



3 Say. 

**1** Write. 

open ~~go there~~ close  
hop come here jump



go there



\_\_\_\_\_



\_\_\_\_\_



\_\_\_\_\_



\_\_\_\_\_



\_\_\_\_\_

**2** Trace and write. 

m M m M

n N n N

r R r R

**3** Sing. 

1 Listen and find.  



2 Listen and say.  



3 Say and do. 

1 Read and write. Say.



- 1 Hop.
- 2 Don't jump.
- 3 Clap.
- 4 Don't come here.
- 5 Open.
- 6 Don't close.

e



2 Write.



Don't / open the window  
go there stand up

come here  
close the door

sit down



Don't go there.




3 Play.



In Unit 6 children learned: to give and follow instructions   
to give and follow negative instructions

1 Listen and find.  

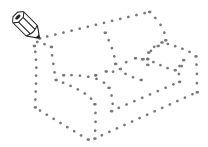
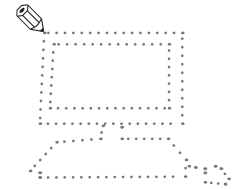
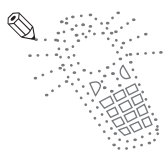
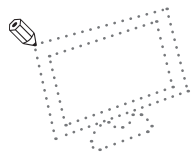
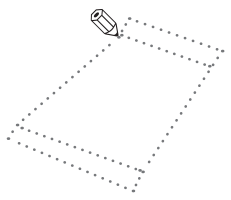
2 Listen and say.  



3 Trace and match. Say.  

What's this?

It's a ...






**1** Read and say.  

02 546 7857

02 786 9532

02 457 6437


02 139 2827




**2** Say. 

What can you see?

I can see ...



**3** Look. Count and write.  



1 Listen and find.  

2 Listen and say.  

Where's the **telephone**?

It's **on the sofa**.



3 Say. 

Where's the **computer**?

It's **on the table**.






# 1 Read and write.



telephone rug sofa table computer

- 1 The book is on the sofa .
- 2 The \_\_\_\_\_ is under the table.
- 3 The \_\_\_\_\_ is under the TV.
- 4 The \_\_\_\_\_ is in the bag.
- 5 The \_\_\_\_\_ is on the table.

d



# 2 Circle.



- 1 J j j j
- 2 u u u U
- 3 y Y y y
- 4 J J J I

- 5 T J T T
- 6 N M M M
- 7 B B R B
- 8 U L L L

# 3 Sing.

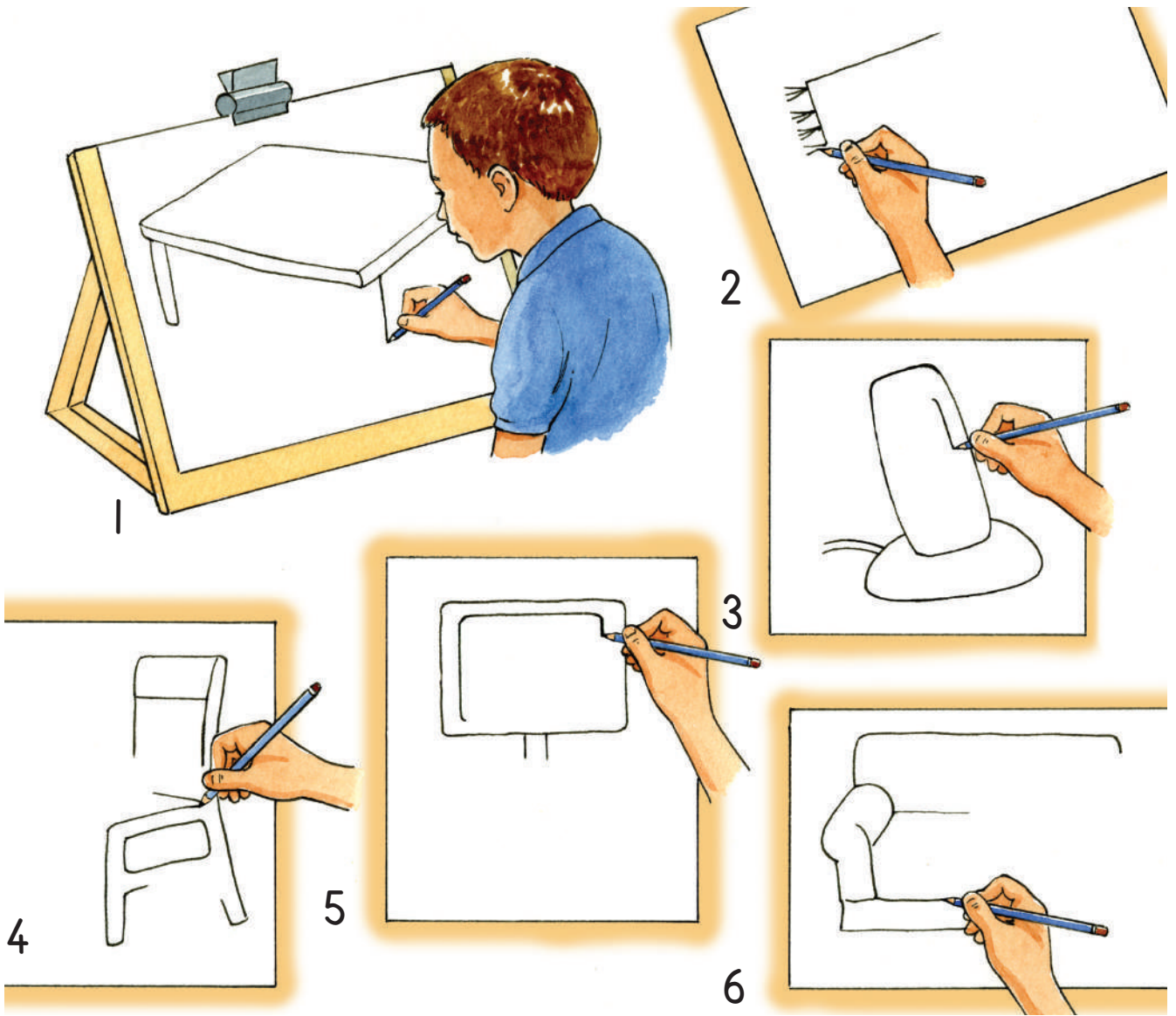


**1 Listen and say.**  

**2 Say.** 

What is it?

It's a ...



**3 Draw and say.**  


**1 Write. Say.**  

under in on

bed bag table



1 \_\_\_\_\_ the \_\_\_\_\_



2 \_\_\_\_\_ the \_\_\_\_\_



3 \_\_\_\_\_ the \_\_\_\_\_

**2 Trace and write.** 

j J j J

u U u U


y Y y Y

**3 Play.** 


In Unit 7 children learned: to talk about things in the living room   
to ask and say where things are using prepositions

1 Listen and find.  

2 Listen and say.  



3 Say. 




1

Write. Say.



ch p h p sh m



1

\_p\_ark



2

\_\_\_osque




3

\_\_\_ouse



4

\_\_\_layground



5

\_\_\_op



6

\_\_\_urch

2


Find and circle.



V W V W V X V W X  
 W X V W W X W V X  
 X V W V X X V X W

1 Listen and find.  

2 Listen and say.  



3 Say. 

Where's the **playground**?

It's **next** to the **shop**.





1


Write




mosque playground house park school  
church next to between




1 The playground is between the mosque and the \_\_\_\_\_.



2 The shop is \_\_\_\_\_ the \_\_\_\_\_.



3 The church is \_\_\_\_\_ the \_\_\_\_\_.



4 The mosque is \_\_\_\_\_ the \_\_\_\_\_ and the \_\_\_\_\_.

2

Trace and write.



v V v V w W


w W x X x X

**1** Listen and find.  

**2** Listen and say.  

Where's Sami?

At his house.



**3** Say. 

Where's Jamila?

At school.

**4** Read and say.  

Where's Sami?

He's at the shop.

- Sami – shop
- Tala – playground
- Dad – park
- Mum – house

1

Write. Say.



school playground church shop park house



She's at the park. He's at \_\_\_\_\_. She's at the \_\_\_\_\_.



He's at his \_\_\_\_\_. She's at the \_\_\_\_\_. He's at the \_\_\_\_\_.

2

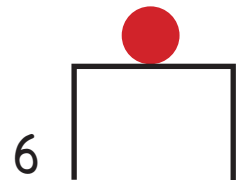
Write.



on next to in at between under



at



3

Play.



In Unit 8 children learned: to talk about their town   
to extend their use of prepositions

1 Listen and write.


  x

 | 

2 Listen and write.



3 Listen and do.



# 4

## Read and write.



- 1 Come here.
- 2 Open your eyes.
- 3 Touch your nose.
- 4 Close your eyes.
- 5 Go there.
- 6 Touch your ears.

e



# 5

## Write.




Hello my 8 I'm name old

- 1 Hello , I'm Adam.
- 2 What's your \_\_\_\_\_ ?
- 3 Hi, \_\_\_\_\_ name's Amir.
- 4 How \_\_\_\_\_ are you?
- 5 \_\_\_\_\_ 8.
- 6 I'm \_\_\_\_\_ too.



1 Listen and find.  

2 Listen and say.  



3 Say 

Where's the **computer**?

It's **on** the **table**.

4

Complete and say.



1      4      5      6      9      10  
 \_\_\_\_\_  
 \_\_\_\_\_ 12 13 \_\_\_\_\_ 16 \_\_\_\_\_ 18 \_\_\_\_\_ 20

5

Read and match. Say.



Where's ... ?

It's ...

1




the shop

2



the book

3



the butterfly

under the telephone  
 at the playground  
 in the bag  
 next to the park  
 on the rug  
 between the chicken  
 and the salad

4



the telephone

5



the bread

6



Sami

6

Circle.



1    F    f    f    f  
 2    k    k    K    k  
 3    s    s    S    s  
 4    z    z    z    Z

5    B    P    P    P  
 6    S    Z    S    S  
 7    F    F    F    K  
 8    D    O    D    D


1

Listen and write.



2

Listen and say.



3

Say.



Where's Sami?

He's at the shop.



4

Complete.



a b c d e \_ g \_ \_ \_ \_ \_ \_ \_ o \_ q \_ \_ \_ \_ \_ \_ \_  
A B \_ \_ \_ F \_ H I \_ K \_ M N \_ P \_ R S \_ U V \_ X Y Z

5

Write. Say.



I have ...



She has

\_\_\_\_\_ eyes.  
\_\_\_\_\_ nose.  
\_\_\_\_\_ legs.  
\_\_\_\_\_ fingers.



He has

\_\_\_\_\_ mouth.  
\_\_\_\_\_ shoulders.  
\_\_\_\_\_ hands.  
\_\_\_\_\_ head.

6

Trace and write.



f F f F


k K k K

s S s S


z Z z Z

# Picture dictionary

a




b



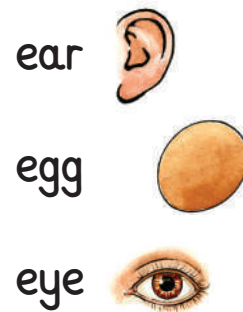
c



d



e




f



flower 

friend 

**g**  
girl 

goat 

go there 

green 

**h**  
hair 

hand 

head 

hop 

house 

**i**  
ice cream 



in 

insect 

**j**  
jump 

**k**  
kitten 

kunafeh 

**l**  
leg   
lion 

**m**  
meat 

melon 

milk 


mosque 



mouth 

**n**  
next to 

nose 

nut 

**o**  
olive 

on   
open 

orange



orange juice



p

park



playground



r

rabbit



red



rice



rug



s

salad



school



shop



shoulder



sit down



sofa




stand up



u

under



w

water



white



y

yellow



z

zebra



t

table



tea



telephone



touch



tree



TV



numbers

1 one



2 two



3 three



4 four




5 five




6 six



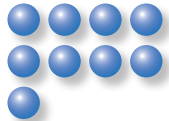
7 seven



8 eight




9 nine




10 ten



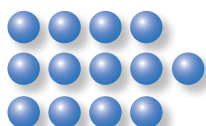
11 eleven




12 twelve




13 thirteen




14 fourteen




15 fifteen




16 sixteen




17 seventeen




18 eighteen



19 nineteen



20 twenty



# The alphabet

Aa  apple

Bb  bag

Cc  cat

Dd  dog

Ee  egg

Ff  fig

Gg  goat

Hh  hand

Ii  insect

Jj  juice

Kk  kitten

Ll  lion

Mm  melon

Nn  nut

a b c d e f g h i j k l m

Oo



olive

Pp



pencil

Qq



quiet

Rr



rabbit

Ss



skate

Tt



teacher

Uu



umbrella

Vv




van

Ww



water

Xx



box

Yy



yo-yo

Zz



zebra

n o p q r s t u v w x y z

Macmillan Education  
Between Towns Road, Oxford OX4 3PP  
A division of Macmillan Publishers Limited  
Companies and representatives throughout the world

ISBN 978-0-230-41361-0

Text © Macmillan Publishers Limited 2011  
Written by Wendy Arnold  
Design and illustration © Macmillan Publishers Limited 2011

First published 2011

All rights reserved; no part of this publication may be reproduced, stored in a retrieval system, transmitted in any form, or by any means, electronic, mechanical, photocopying, recording, or otherwise, without the prior written permission of the publishers.

Designed by Melissa Swan  
Illustrated by Ruth Palmer  
Cover design by Macmillan Publishers Limited 2011  
Cover illustration by Ruth Palmer

Publishing management by Hyphen S.A.

#### Authors' acknowledgements

The author would like to thank her wonderfully patient project manager, Tracy Traynor, and the publishing team at Macmillan, as well as all the committee in Palestine who have tirelessly given their time to this project.

The authors and publishers would like to thank the following for permission to reproduce their photographs:

**Alamy**/Mia Caruana p10;

**Getty Images**/David Silverman p4.

These materials may contain links for third party websites. We have no control over, and are not responsible for, the contents of such third party websites. Please use care when accessing them.

Although we have tried to trace and contact copyright holders before publication, in some cases this has not been possible. If contacted we will be pleased to rectify any errors or omissions at the earliest opportunity.

Printed and bound in Palestine by A R Hijawi & Sons

2016 2015 2014 2013 2012

10 9 8 7 6 5 4 3 2